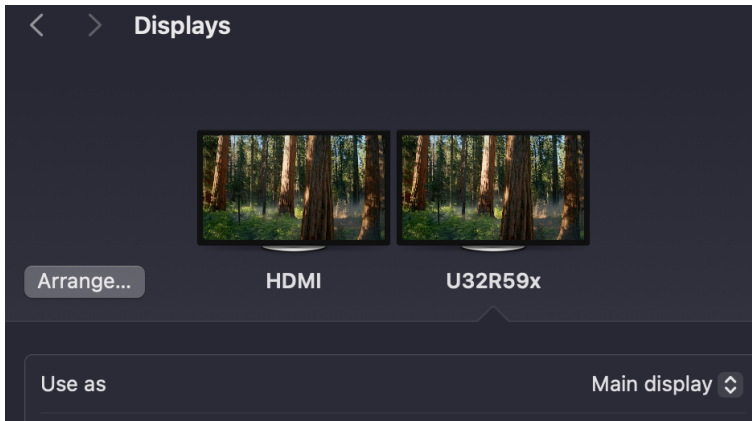


4. Mac - Hide the MacOS top bar from the MP Controller

First, set the Main display in macOS to be your other display, not the MP Controller

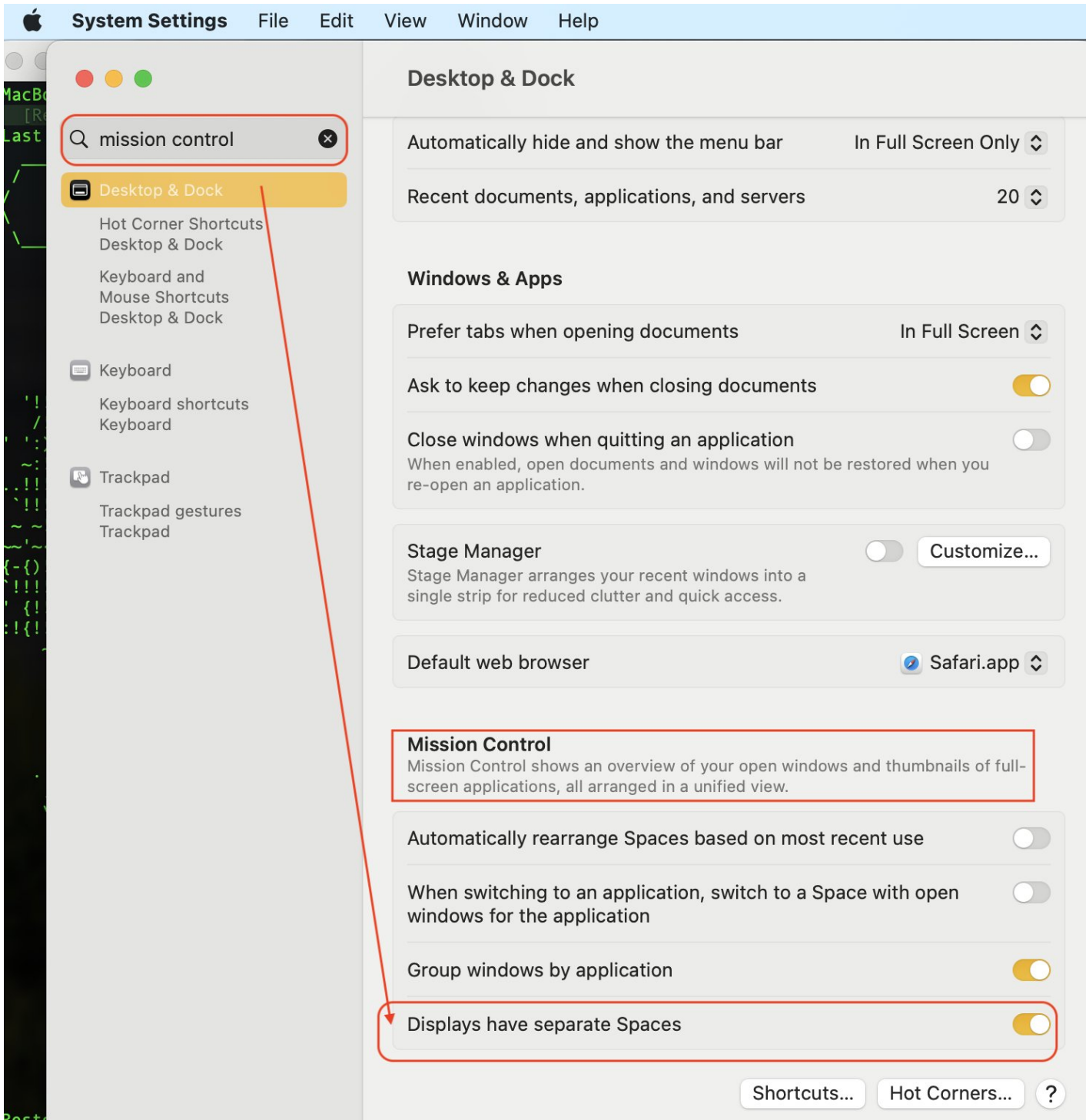


Then, In Mission Control, under System Settings, **disable** the option: "Displays have separate spaces"

Choose "Log Out..." from the Apple Menu

Log back in as you would normally.

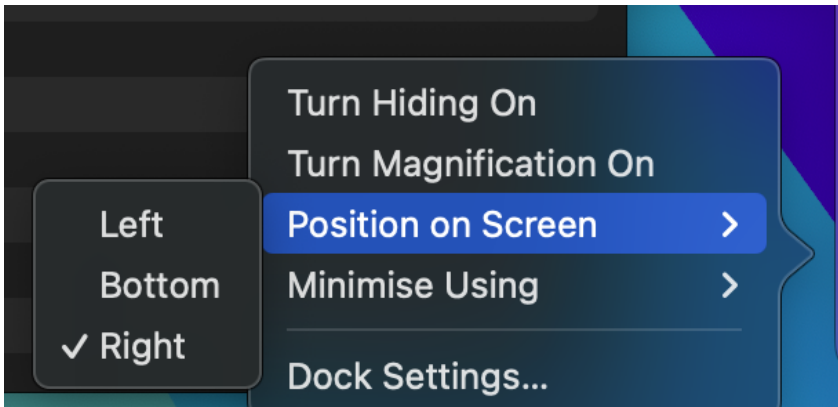
See tutorial [video on YouTube](#)



You can also move the top bar as shown [here](#)

To move the Dock, right click on the Dock and choose another position for it:

Note that, if the display arrangement is vertical then the Dock will appear at the bottom of the bottom display. It's not possible to set the Dock at the bottom of the top display.



If the current position of the Dock is on the MP Controller, choose another option and it will be moved to another display. For example, if it is on the Right of the MP Controller, choosing Left will be moved to the left side of the adjacent monitor that is on the left of the MP Controller.

Revision #2

Created 24 April 2025 16:41:14 by Admin

Updated 2 February 2026 16:03:53 by Admin